



module/
 lesson:
 Module 1
 Lesson 2b pp.16-17

H
 T O P I C
 T

School
 Subject

S



New words,
 an e-mail



Revision: to
 be



EVERYDAY
 ENGLISH

We have/We don't have
 I like... My favourite
 subject is...

English,
 Maths,
 Geography

,
 PE, Art,
 History,
 Science,
 Music



p. 15 ex. 5



Reading/pronouncing
 Drills



Games



Today at
 the lesson





Say and read right.



fish – English: I have two English lessons every week.
him – History: We learn about our country on History lessons.



PE is a lot of fun for me!



Ten red pens are on the desk.



cute – Music: We often sing on our Music lessons.

Throw the dice, name the subject,
say:

- I like ...
- I don't like ...



Уроки 2а, 2б

1. Прочитай слова и найди их значение. Запиши ответы в таблицу.

1. school subject
2. English
3. Maths
4. Geography
5. PE
6. History
7. Science
8. Art
9. Music
10. Year

- a) год (обучения)
- b) музыка
- c) история
- d) изобразительное искусство
- e) естествознание
- f) английский язык
- g) математика
- h) физкультура
- i) география
- j) школьный предмет



Pages 16-17

| | | | | | | | | | |
|---|---|---|---|---|---|---|---|---|----|
| 1 | 2 | 3 | 4 | 5 | 6 | 7 | 8 | 9 | 10 |
| j | f | g | i | h | c | e | d | b | a |

A B C D E F G H I J K L M N
O P Q R S T U V W X Y Z

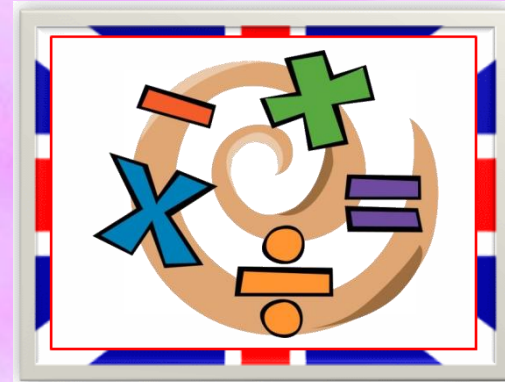

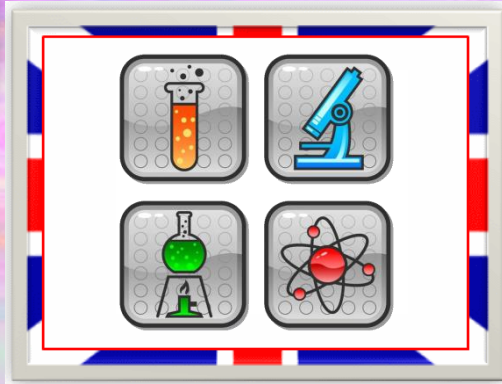
3. Найди слова и обведи кружком, а затем запиши их в алфавитном порядке.

MATH SCIENCE ENGLISH HISTORY

English, History, Maths, Science



Угадай-ка: What school subject I'm thinking of?

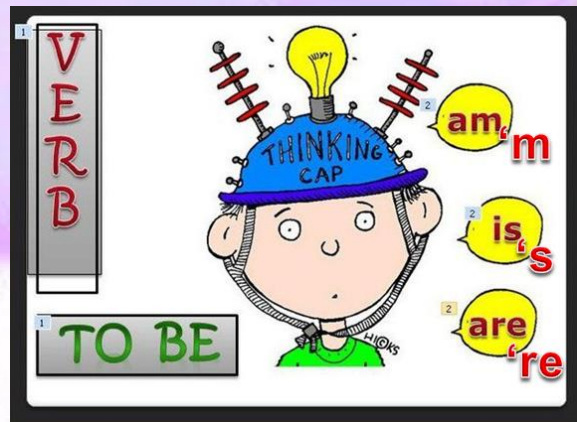


- Is it ... ?
- No, it isn't / Yes, it is.





To BE



6. Напиши глаголы в полной форме.

Образец: She **isn't** in Year 2. *She is not in Year 2.*

- 1. **What's** your favourite subject? *What is ...*
- 2. **They're** in the tree house. *They are ...*
- 3. **It's** a ruler. *It is ...*
- 4. My **name's** Marina. *My name is ...*
- 5. **I'm** ten. *I am ...*
- 6. **He's** wearing blue jeans. *He is ...*
- 7. **You're** not in your room. *You are not ...*



7. Выбери правильное предложение и подчеркни его.

- 1. a) What Year you in? 4. a) He has got five years old.
- b) What Year are you in? b) He's five years old.

- 2. a) I'm in Year 3. 5. a) What's is this?
- b) I'm Year 3. b) What's this?

- 3. a) How old he is? 6. a) It's my rubber.
- b) How old is he? b) It's is my rubber.



8. Найди правильные ответы на вопросы.

- | | |
|------------------------------------|------------------------|
| 1. What's your name? | a) English. |
| 2. How old is she? | b) They are at school. |
| 3. What year are you in at school? | c) It's a ruler. |
| 4. What's your favourite subject? | d) She's 18. |
| 5. Where are they? | e) My name is Sasha. |
| 6. What's this? | f) I'm in Year 3. |



Page 18

| | | | | | |
|---|---|---|---|---|---|
| 1 | 2 | 3 | 4 | 5 | 6 |
| e | d | f | a | b | c |



Расставьте фразы так, чтобы получился диалог.

11 Can you show the Crimea on the map?

8 I like Geography.

4 I'm nine.

6 I'm in Year 3.

10 It's a map.

2 I'm Kate.

3 How old are you?

7 What is your favourite subject?

5 What year are you in at school?

12 Yes, I can. Here it is.

1 What's your name?

9 What's this?



Прочитайте диалог по ролям. Roleplay the dialogue.

1 What's your name?

2 I'm Kate.

3 How old are you?

4 I'm nine.

5 What year are you in at school?

6 I'm in Year 3.

7 What is your favourite subject?

8 I like Geography.

9 What's this?

10 It's a map.



11 Can you show the Crimea on the map?

12 Yes, I can. Here it is.



Придумайте свой диалог и разыграйте его.

1 What's your

2 I'm

3 How old ?

4 I'm

5 What year you in at

6 I'm in

7 What your favourite

8 I like

9 What's ?

10 It's

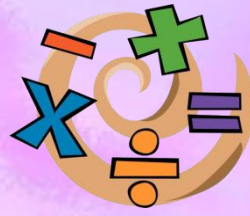
11 Can you

12 Yes, I

Art
draw



Maths
count



Music
sing



PE

run,
jump



Reading
read

English
speak



Словарная работа:
Запиши глаголы. Приклей наклейки.

September, __.
Classwork.

4 Look and write: look, sing, draw, read, write or listen.



1 look



2 write



3 listen




4 sing



5 read



6 draw



2b

SB: p.16



1 Look, read and match.

- 1 - f
- 2 - c
- 3 - a
- 4 - d



- 1 Stand up!
- 2 **5** What does Lulu say? Look, read and complete.
- 3 (
- 4 (Stand up! Clap your hands!
- 5 (
- 6 S Stamp your feet! Open your book!



Clap your hands!

Stand up!

Stamp your feet! Open your book!







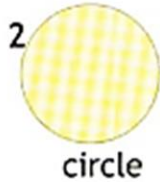
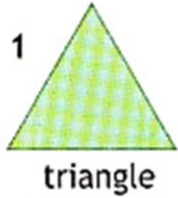
1. Словарная работа:
Приклей наклейки. Выучи формы.
2. Соотнеси картинки с формами:



The ... looks like a ...

task

Match the pictures to the correct shapes.



3. Запиши получившиеся предложения:

1. The sandwich and the cheese look like a triangle.
2. The orange and the sun look like a circle.
3. The box and the window look like a square.





At home

Понедельник

| |
|---|
| 1 |
| 2 |
| 3 |
| 4 |
| 5 |

WB: с.19,
упр. 9-10

Вторник

| |
|---|
| 1 |
| 2 |
| 3 |
| 4 |
| 5 |

SB: с.17, упр.

3* ()

Среда

Работа по образцу, придумать свои примеры в пределах счёта до 20. Проговорить (см. 1й столбик таблицы).

Fun with Numbers!

3 Read the example and have fun with numbers!

what to do

Choose a number (1-7)

Add (+) five

Add four

Take away (-) two

Add six

Take away the first number

Answer

example

7

12

16

14

20

(-7)

13

your turn!



try again with a new number





Now I know ...



Now I remember ...

Now I can ...





like this lesson.

It is...

great

super

interesting

funny

|



don't like this
lesson. It is...

dull

boring

difficult

