



module/

lesson:

Module 1

Lesson 1b pp.12-

13

H
T O P I C
T



School
Again!



EVERYDAY
ENGLISH

Small talks about
school and school
items



p. 12 ex. 1



Writing



Revision



Numbers 11-
20



Dictation



Revision:
school
items



Reading/pronouncing
Drills:

Ee

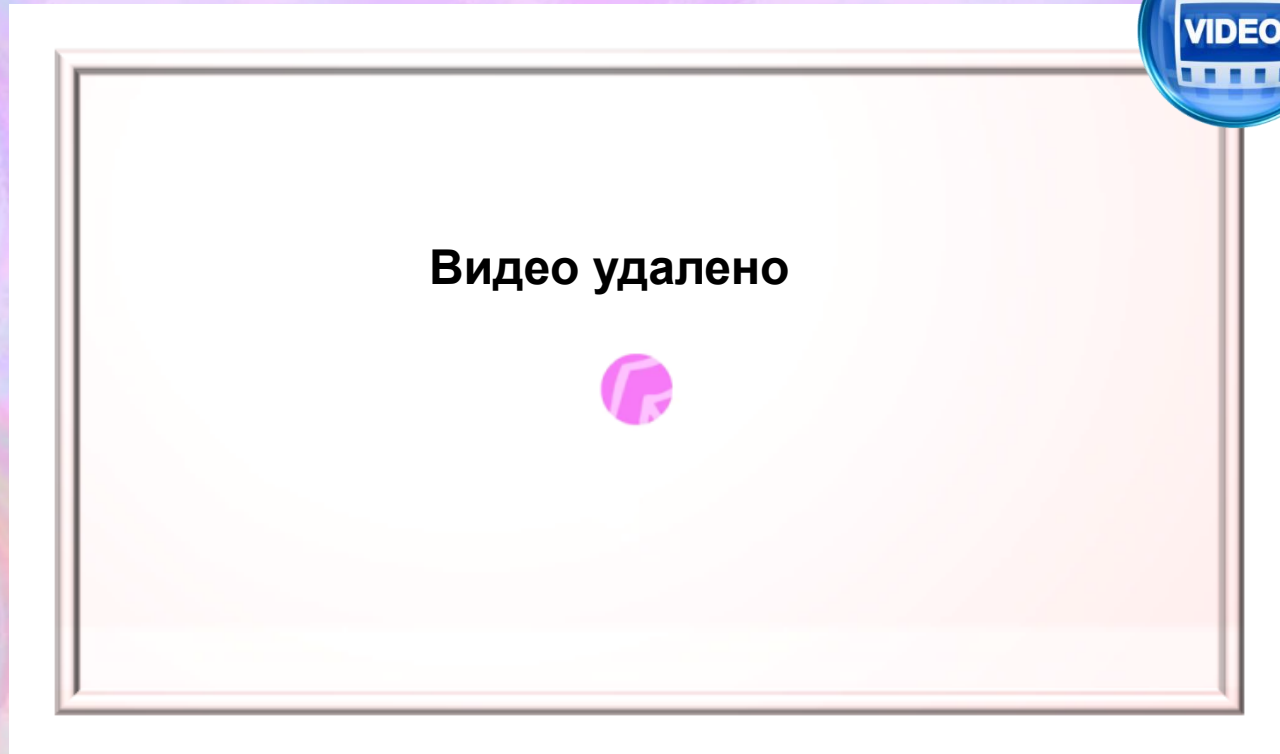
Ee



Games

Today at
the lesson





What's this?

What's that?

an eraser

a pen

a pencil



a ruler

a ruler



a book

a duster



a rubber



3. Расшифруй слова и найди их значение.

- | | |
|----------------|------------------------|
| ★ 1. enp | а) пенал |
| 2. rebubr | б) книга |
| 3. relur | в) школа |
| 4. socohl | г) ручка |
| 5. pceinl | е) ластик |
| 6. necilp caes | ф) линейка |
| 7. obok | г) портфель |
| 8. lhosoc abg | н) карандаш |



Теперь запиши ответы, как показано в образце.
Прочитай.

- | | |
|-------------------|---------------------------------|
| ★ 1. What's this? | – <i>It's a pen (d)</i> |
| 2. What's this? | – <i>It's a rubber (e)</i> |
| 3. What's this? | – <i>It's a ruler (f)</i> |
| 4. What's this? | – <i>It's a school (c)</i> |
| 5. What's this? | – <i>It's a pencil (h)</i> |
| 6. What's this? | – <i>It's a pencil case (a)</i> |
| 7. What's this? | – <i>It's a book (b)</i> |
| 8. What's this? | – <i>It's a school bag (g)</i> |

5. Напиши существительные во множественном числе.

Образец: a pen – pens

- | | |
|------------------|-----------------------|
| 1. a school bag | – <i>school bags</i> |
| 2. a pencil | – <i>pencils</i> |
| 3. a rubber | – <i>rubbers</i> |
| 4. a ruler | – <i>rulers</i> |
| 5. a book | – <i>books</i> |
| 6. a pencil case | – <i>pencil cases</i> |



1

School again!

WB:

p.6



1 Look, read and write yes or no.



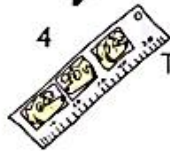
This is a school. **yes**



This is a pen. **no..**



This is a school bag. **yes**



This is a rubber. **no...**



This is a book. **yes**



This is a pencil case. **yes.**

2 Look, read and write.

• Hi • I'm • Bye
• What's your



3 Now act out.

REVISION

Put the words in the

A	B
C	or-der

school

book

rubber

pencil

ruler





Fill in the missing letters! ...

- Have you got your ... in your school bag?
- Yes, I have! /
- Sorry, I ...

ruler

book

rubber



school bag

pen

pencil

case

pencil





Dictation. Date: ____ . ____ . ____ Form: 3-__

Name: _____



Прочитай текст. Замени картинки словами.

Hello!

I'm Larry. I go to (1)  every day. This is my (2) .

There are many items there: a (3) ,


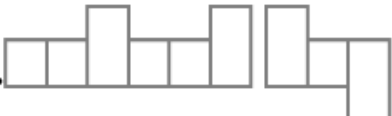

three (4) , four exercise-(4) ,





and an apple. In my (3)  I've got: two (5)  -


blue and black, many (6) , a (7)  and a (8) .

What about you? What items have you got?

Помни, что некоторые слова нужно употребить во множественном числе!

1.  2.  3. 

4.  5.  6.  7. 

8. 

Right answers	8	7	6-5	4-0
Score	5	4	3	2



Forfeit 12:

1. Explain the reading-rule:



2. Read the words correctly and make your classmates repeat after you:

Me, we, Pete, people, theme, complete, compete, genius ['dʒi:niəs]

3. Write the words :

Pete, people, complete, genius, we.

use "hand-writing" script.

1. Объясни правило чтения.
2. Прочитай слова правильно и пусть одноклассники повторяют за тобой.
3. Запиши слова, используя прописные буквы.



Forfeit 3:

1. Explain the reading-rule:



2. Read the words correctly and make your classmates repeat after you:

Pen, ten, net, pet, Ben, tent, bed, best, egg, end, red, rest, press, spent, rent.

3. Write the words :

Ben, tent, best, end, press, spent,

use "hand-writing" script.



1. Объясни правило чтения.
2. Прочитай слова правильно и пусть одноклассники повторяют за тобой.
3. Запиши слова, используя прописные буквы.




10. Распредели слова по столбикам в зависимости от правил чтения подчёркнутых букв и прочитай их.

he, egg, clever, help, we, get, yes, bed, me, pet, bee, red, she



	/i:/	/e/	
	tree		pen
	he		clever (искл.)
	we		egg
	me		help
	bee		get
	she		yes
			bed
			pet
			red






SB: p.12



Do you know the numbers well?

1 Sing along!

One, two, three, four,
Time to go to school once more!



Five, six, seven, eight,
Get your school bag, don't be late!

Nine, ten, get your pen.
Come with me, it's school again!





Видео удалено

LITTLE FLYERS

Numbers 11 - 20

Let your learning take off!

SB: p.12**2** Listen and repeat. Then count and say.

11 = eleven	16 = sixteen
12 = twelve	17 = seventeen
13 = thirteen	18 = eighteen
14 = fourteen	19 = nineteen
15 = fifteen	20 = twenty

- | | |
|---------|--------|
| a 1+8 | f 3+5 |
| b 3+7 | g 9+11 |
| c 8+7 | h 2+2 |
| d 10+9. | l 9+4 |
| e 9+5 | j 9+2 |

a One plus eight is nine.

<https://www.youtube.com/watch?v=0KBLgJ6UCJ0&list=PLleSKtObmtV00ms3DIVUSC6SXsFYmHR5Q&index=15>

Переход на
19 слайд

Look at the numbers in the middle and colour as in example:

11- blue -

eleven

twelve

thirteen

twenty

1	2	3	4
5	6	7	8
9	10	11	12
13	14	15	16
17	18	19	20

fourteen

nineteen

fifteen

eighteen

sixteen

seventeen

Stick it well



Which number/s do you colour :





At Home:

6. Напиши, что у тебя есть в портфеле.

Образец: *In my school bag I've got (a rubber, pens...)*

7. Расставь предложения в разговоре в нужном порядке и прочитай его.

- I'm nine too. What's this, Dima?
- Hi, I'm Vika, and this is Dima.

14

Exercise Book

SB: с. 12, упр 2* (по 2 строчки в тетрадь, выучить к диктанту)

WB: с.14-15, упр. 6-9

Английский в фокусе



- Wow! It's lovely!
- Hi, Dima. How old are you?
- It's my new schoolbag.
- I'm nine. And you?
- Hello, I'm Misha. What's your name?

Misha: _____
 Vika: _____
 Misha: _____
 Dima: _____
 Misha: _____
 Dima: _____
 Misha: _____

8. Найди правильный перевод предложений.

- | | | |
|------------------------|-------|---------------------|
| 1. Come with me! | _____ | a) Возьми портфель! |
| 2. Go to school! | _____ | b) Не опаздывай! |
| 3. Get your schoolbag! | _____ | c) Пойдём! |
| 4. Don't be late! | _____ | d) Иди в школу! |

9. Найди и обведи в квадрате слова, обозначающие числа от 11 до 20 и запиши их по убыванию.

n	i	n	e	t	e	e	n	s	m	f	twenty	(20)
v	r	t	d	y	b	r	s	e	r	o	_____	()
k	n	w	x	t	f	t	i	v	t	u	_____	()
n	q	e	d	z	l	w	x	e	h	r	_____	()
n	f	n	q	b	m	e	t	n	i	t	_____	()
h	b	t	z	q	i	l	e	t	r	e	_____	()
u	y	y	r	t	k	v	e	e	t	e	_____	()
w	f	i	f	t	e	e	n	e	e	n	_____	()
t	p	e	l	e	v	e	n	n	e	c	_____	()
j	l	j	a	v	i	p	o	k	n	t	_____	()
n	v	u	e	i	g	h	t	e	e	n	eleven	(11)

2 Listen and repeat. Then count and say.

- | | |
|---------------|----------------|
| 11 = eleven | 16 = sixteen |
| 12 = twelve | 17 = seventeen |
| 13 = thirteen | 18 = eighteen |
| 14 = fourteen | 19 = nineteen |
| 15 = fifteen | 20 = twenty |

- | | |
|---------|--------|
| a 1+8 | f 3+5 |
| b 3+7 | g 9+11 |
| c 8+7 | h 2+2 |
| d 10+9. | l 9+4 |
| e 9+5 | j 9+2 |

a One plus eight is nine.



Now I know ...



Now I remember ...

Now I can ...





like this lesson.

It is...

great

super

interesting

funny

|



don't like this
lesson. It is...

dull

boring

difficult





Say the number:

